

## Antistatic polyurethane hose, medium-heavy, black

### Applications

- flexible hose/ ducting for abrasive powder, bulk material, granulate and for gases
- air supply: UV dryer, IR dryer
- extraction unit, dedusting system, filter system, oil mist extraction
- explosion hazard area
- textile industry, fiber extraction: spinning machine, knitting machine, weaving loom machine
- clean room ventilation, semiconductor production machine
- heating hose: exterior hose as protection hose
- surface preparation: shot blasting/ sand blasting recovery e.g. at blasting chamber, ship yard, stripping machine, flooring preparation machine, grinding machine

### Properties

- medium-heavy duty

- highly abrasion resistant
- good resistance to oil, gasoline and chemicals
- very good low temperature flexibility
- permanently antistatic wall: according to ISO 8031 electrical and surface resistance  $<10^9 \Omega$  (according to TRGS 727  $<2,5 \cdot 10^8 \Omega \cdot m$  and NFPA 652  $10^8-10^9 \Omega$ )
- in accordance with ATEX 2014/34/EU (1999/92/EC) and German TRGS 727: pneumatic transport of flammable dusts and bulk materials (Zone 20, 21, 22 inside), aspiration of combustible dusts (Zone 22 inside),
- in accordance with ATEX 2014/34/EU (1999/92/EC) and German TRGS 727: for conveying for flammable liquids (inside zone 0, 1, 2), for conveying for non-flammable liquids, for use in zone 1 and 2 (gases), for use in zone 0 (gases)
- according to DIN 26057 Type 2
- conforms to RoHS guideline
- REACH according to --> Technology / Technical Information / REACH

### Temperature Range

- 40°C to 90°C

- short time to 125°C

### Design

- AIRDUC® profile hose
- spring steel wire firmly embedded in wall
- wall: permanently antistatic premium ester-polyurethane (Pre-PUR®)
- wall thickness 0,7 mm approx.

### Delivery variants

- further diameters and lengths available on request
- black (standard)
- special colours: full coloured
- customer-specific branding

I.D. (in / mm)	outer Ø (mm)	Pressure DIN 26057 (50% Elongation) (bar)	Vacuum DIN 26057 (axially fixed) (bar)	Bending Radius (mm)	Weight (kg/m)	Dimensions in Stock (m)	Order No.
- / 40	47.00	1,555 (3,46)	0,470 (1,00)	32.00	0.33	10	350-0040-3030
2 / 50-51	57.00	1,250 (2,78)	0,380 (1,00)	38.00	0.40	10	350-0050-3030
2,36 / 60	67.00	1,050 (2,33)	0,315 (0,83)	44.00	0.48	10	350-0060-3030
- / 70	77.00	0,900 (2,00)	0,185 (0,83)	50.00	0.56	10	350-0070-3030
3 / 75-76	82.00	0,840 (1,87)	0,175 (0,72)	53.00	0.59	10	350-0075-3030
- / 80	87.00	0,790 (1,75)	0,160 (0,64)	56.00	0.64	10	350-0080-3030
4 / 100-102	107.00	0,635 (1,41)	0,135 (0,66)	68.00	0.80	10	350-0100-3030
4,72 / 120	127.00	0,530 (1,17)	0,115 (0,46)	80.00	0.95	10	350-0120-3030
5 / 125-127	132.00	0,510 (1,13)	0,110 (0,42)	83.00	0.98	10	350-0125-3030
5,5 / 140	147.00	0,455 (1,01)	0,095 (0,33)	92.00	1.09	10	350-0140-3030
6 / 150-152	157.00	0,425 (0,94)	0,075 (0,36)	98.00	1.40	10	350-0150-3030
6,3 / 160	167.00	0,400 (0,88)	0,070 (0,31)	104.00	1.50	10	350-0160-3030
8 / 200-203	207.00	0,320 (0,71)	0,055 (0,19)	128.00	1.86	10	350-0200-3030
- / 250	257.00	0,255 (0,57)	0,045 (0,12)	158.00	2.31	10	350-0250-3030

Overpressure and underpressure are recommended threshold operating values, products can be subjected to higher loads upon request. The bending radius is measured through the inside of the hose arch. The right to make technical modifications is reserved. All values determined at 20°C and are approx. data. Additional information at [www.norres.com/en/technology/](http://www.norres.com/en/technology/).



## Accessories




CONNECT 243



CONNECT 223



CONNECT 240 EC



CONNECT 245




CONNECT ASEPTIC FITTING 249



CONNECT 270-271




CONNECT DAIRY FITTING 247



CONNECT 242



CLAMP 213




CONNECT 244



CONNECT 246 AS



CONNECT TRI-CLAMP FITTING 245



CONNECT 228



CLAMP 210 BRIDGE CLAMP



CONNECT 240 + 241 AS



CLAMP 212



CONNECT MOULD ASSEMBLY 233



CONNECT THREAD FITTING 234



CLAMP 217